



VISHWASHANTI MULTIPURPOSE SOCIETY

(Global Peace Multipurpose Society)

Registration No., MAH-659/13(N)

Issue (3), Vol. II, May 2015

IJRBAT

ISSN-2347-517X (online)



International Journal of Research in Biosciences, Agriculture & Technology



International Journal of Researches In Biosciences & Agriculture Technology

(ISSN No.2347-517X (Online))

(Open Access, Online, Peer Reviewed Four Monthly Journal)

Published By VMS Research Foundation, Nagpur, M. S., India

MICROWAVE DIELECTRIC AND THERMODYNAMIC PROPERTIES OF PYRIDINE AND ANILINE IN DIFFERENT NON POLAR LIQUIDS



Authors : N. S. Ramteke, S. B. Gedam, K. W. Masurkar and B. M. Suryavanshi

Page Nos : 114-116

Date of Online: 30 May 2015

[Abstract](#)

[Download](#)

DOI Paper : <http://doi.org/10.29369/ijrbat.2015.03.II.0040>

Date of Online: 30 May 2015

STUDY OF BIOCHEMICAL ANALYSIS WITH REFERENCE TO THE NUTRITIVE VALUE OF FISH CIRRHINUS MRIGALA AFTER EXPOSURE TO THE PHYTOTOXIN FROM LASIOSIPHON ERIOCEPHALUS



Authors : S. A. Nayakawadi, R. G. Patil, S. G. Nanaware and M. P. Gujar

Page Nos : 117-119

Date of Online: 30 May 2015

[Abstract](#)

[Download](#)

DOI Paper : <http://doi.org/10.29369/ijrbat.2015.03.II.0041>

Date of Online: 30 May 2015

KINETICS AND MECHANISM OF SINGLE ELECTRON TRANSFER REDOX REACION OF NICOTINIC ACID HYDRAZIDES BY HEXACYANOFERRAE (III) IN ALKALINE MADIUM



Authors : S. V. Pore

Page Nos : 120-124

Date of Online: 30 May 2015

[Abstract](#)

[Download](#)

DOI Paper : <http://doi.org/10.29369/ijrbat.2015.03.II.0042>

Date of Online: 30 May 2015

Date of Online: 30 May 2015

DOI Paper : <http://doi.org/10.29369/ijrbat.2015.03.II.0030>

Date of Online: 30 May 2015

EFFECT OF SEED TREATMENT WITH INSECTICIDES AND FUNGICIDES ON GERMINATION AND SEEDLING DEVELOPMENT OF BHENDI 

Authors : P. Lambat, S. Charjan, G. Mate, M. Patil, A. Lambat, R. Gadewar and P. N. Charde

Abstract  Download

Page Nos : 81-83

Date of Online: 30 May 2015

DOI Paper : <http://doi.org/10.29369/ijrbat.2015.03.II.0031>

Date of Online: 30 May 2015

STATISTICAL ANALYSIS OF FUEL CONSUMPTION PATTERN IN KITCHEN BY HOUSEHOLDS IN RURAL AREA OF SANGLI DISTRICT (MAHARASHTRA-INDIA) 

Authors : R. R. Kumbhar and U. H. Pawar


Abstract  Download

Page Nos : 84-88

Date of Online: 30 May 2015

DOI Paper : <http://doi.org/10.29369/ijrbat.2015.03.II.0032>

Date of Online: 30 May 2015

SOME STUDIES ON WASTE WATER IRRIGATION WITH RESPECT TO HEAVY METALS 

Authors : C. B. Meshram, Pramod Meshram and Pradnya Meshram



Sr no	Research Paper/Article/Author	Page no
1.	MASSARIN-A A RARE SYNNEMATAOUS FUNGI FROM GHATANJI, (MS) INDIA. M. A. Shahezad and N. Dharkar	1-2
2.	STUDY OF PAUCI BACILLARY AND MULTI BACILLARY LEPROSY IN ASHTI TAHSIL, DIST. WARDHA (M.S). A. S. Patankar, S. S. Nimgare, U. W. Fule, P. M. Telkhade	3-6
3.	NEW SPECIES OF GENUS <i>PHYLLOMYA</i> (DIPTERA: TACHINIDAE) FROM WESTERN MAHARASHTRA, INDIA P. M. Bhoje, A. S. Desai, T. V. Sathe	7-9
4.	EFFECT OF STORAGE CONTAINERS ON MYCOFLORA AND GERMINABILITY OF TIL A. Lambat, P. Lambat, R. Gadewar, S. Charjan	10-12
5.	SYNTHESIS, CHARACTERIZATION AND EFFECT ON PHOTOCATALYTIC PROPERTY OF Fe ³⁺ -TiO ₂ NANOPARTICLES UNDER U.V. LIGHT IRRADIATION S. Chavan, R. Kamble, S. S. Mahajan, G. Nikam and S. Sabale	13-17
6.	SYNERGISTIC SOLVENT EXTRACTION STUDY OF FE(III) FROM SODIUM ACETATE BY USING DB18C6 AND TBP G. H. Nikam, S. R. Sabale and B. V. Tamhankar	18-23
7.	CO-INOCULATION OF <i>AZOSPIRILLUM</i> AND ARBUSCULAR MYCORRHIZAL FUNGI IN DIRECT SEEDED RICE S. C. Patil and G. P. Santhosh	24-26
8.	ETHNOMEDICINAL PROSPECTIVE OF FAMILY <i>ASTERACEAE</i> IN SOME TRIBAL AREAS OF DISTRICT GADCHIROLI, MAHARASHTRA, INDIA. M. B. Wadekar and M. Tondre	27-30
9.	PRELIMINARY SURVEY OF FLORISTIC DIVERSITY OF 'CHANDAN-VANDAN HILL". DIST. SATARA, MAHARASHTRA, (INDIA). R. R. Sabale and S.A. Mohite	31-34
10.	FLORISTIC DIVERSITY OF PATESWAR SACRED GROVE DIST. SATARA. MAHARASHTRA. INDIA. S. A. Mohite, S. Pawankar, M. Kulkarni, R. R. Sabale, S. S. Sathe and P. C. Chikmath	35-38
11.	ALLELOPATHIC EFFECTS OF FENCING PLANTS ON CROP PLANTS P. S. Jadhav and V. S. Patil	39-41
12.	IMPACT OF SHIFTING CULTIVATION IN THE KOYNA CATCHMENT AREA (MAHARASHTRA INDIA) K. P. Shinde, R. V. Shejwal and T. C. Gaupale	42-43
13.	WATER ANALYSIS ON THE BASIS OF LENGTH-WEIGHT RELATIONSHIP AND EQUILIBRIUM CONSTANT OF A FISH <i>MASTACEMBELUS PANCALUS</i> (CUV. & VAL) R. Dahare	44-45

27.	MICROWAVE ASSISTED SYNTHESIS, STRUCTURE, SPECTRAL CHARACTERIZATION AND BIOLOGICAL STUDIES OF (E)-N'-(4-FLUORO BENZYLIDENE) HYDRAZINECARBOTHIOHYDRAZIDE A. M. Nalawade, R. A. Nalawade, B. S. Londhe, N. L. Tarwal and R. V. Shejwal	95-97
28.	INHIBITORY ACTIVITIES OF LACTIC ACID BACTERIA ON GRAM POSITIVE AND GRAM NEGATIVE FOOD BORNE PATHOGENS AND SPOILAGE ORGANISMS ASSOCIATED WITH FISH S. S. Khandare and S. D. Patil	98-103
29.	ALLELOPATHIC EFFECTS OF FENCING PLANTS ON CROP PLANTS P. S. Jadhav and V. S. Patil	104-105
30.	ISOLATION OF BACTERIAL PATHOGENS FROM LOCAL FISH MARKET OF WARORA CITY, MAHARASHTRA, INDIA. R. R. Kamdi and P. Bhandari	106-110
31.	EVALUATION OF PHYSICO-CHEMICAL FACTORS OF RIVER KOYANA IN DISTRICT SATARA (MAHARASHTRA-INDIA) M. P. Gujar, R. G. Patil, S. K. Suryavanshi and M. S. Rajebhonsale	111-113
32.	MICROWAVE DIELECTRIC AND THERMODYNAMIC PROPERTIES OF PYRIDINE AND ANILINE IN DIFFERENT NON POLAR LIQUIDS N. S. Ramteke, S. B. Gedam, K. W. Masurkar and B. M. Suryavanshi	114-116
33.	STUDY OF BIOCHEMICAL ANALYSIS WITH REFERENCE TO THE NUTRITIVE VALUE OF FISH <i>CIRRHINUS MRIGALA</i> AFTER EXPOSURE TO THE PHYTOXIN FROM <i>LASIOSIPHON ERIOCEPHALUS</i> S. A. Nayakawadi, R. G. Patil, S. G. Nanaware and M. P. Gujar	117-119
34.	KINETICS AND MECHANISM OF SINGLE ELECTRON TRANSFER REDOX REACTION OF NICOTINIC ACID HYDRAZIDES BY HEXACYANOFERRATE (III) IN ALKALINE MEDIUM S. V. Pore	120-124
35.	STUDY OF PISCINE TAPEWORM AT RATNAGIRI DISTRICT OF MAHARASHTRA STATE, INDIA. V. B. Supugade, R. G. Patil and J. S. Dhole	125-130
36.	EVALUATION OF FINE PARTICULATE MATTER POLLUTION R. Deshmukh, D. C. Sindhimeshram and R. U. Khope	131-133
37.	PREVALENCE OF LEPROSY IN TRIBAL AND NON-TRIBAL AREAS IN VARIOUS DISTRICTS OF MAHARASHTRA STATE S. S. Nimbare, U. W. Fule, A. S. Patankar and P. M. Telkhade	134-136
38.	STATUS OF WATER QUALITY INDEX GHATANJI CITY, MAHARASHTRA, (INDIA) A. Patki	137-138
39.	MICROWAVE ASSISTED SYNTHESIS, STRUCTURE, SPECTRAL CHARACTERIZATION AND BIOLOGICAL STUDIES OF (E)-N'-(4-METHYLBENZYLIDENE) HYDRAZINECARBOTHIOHYDRAZIDE R. A. Nalawade, A. M. Nalawade, C. P. Mane, D. V. Rupnawar, M. K. Sakate, B. S. Londhe, R. V. Shejwal and M. A. Anuse	139-141



KINETICS AND MECHANISM OF SINGLE ELECTRON TRANSFER REDOX REACTION OF NICOTINIC ACID HYDRAZIDES BY HEXACYANOFERRATE (III) IN ALKALINE MEDIUM

S. V. Pore

Department of Chemistry, Bharati Vidyapeeth's Matoshari Bayabai Shripatrao Kadam Kanya Mahavidyalaya, Kadegaon, Dist: Sangli (M.S) India, 415304
 poresanjay67@gmail.com

Abstract: The kinetics and mechanism of oxidation of reactions between hexacyanoferrate (III) and Nicotinic acid hydrazide (NAH) were studied spectrophotometrically in sodium hydroxide medium under pseudo first order condition. The mechanism involves the formation of complex between the reactants, which decomposes in the subsequent step to give products. The reaction proceeds by direct one electron transfer with intervention of free radical and the order of reaction was found to be one with respect to hydrazide and hexacyanoferrate (III). The specific rate increases with an increase in the concentration of hydrazide and hexacyanoferrate (III). The salt that is ionic strength effect is positive ie addition of potassium chloride increases the rate of reaction, hence the reaction must be between species of the same charges. Increase in sodium hydroxide concentration increases the reaction rate and decreases with decrease in dielectric constant. The effect of temperature was studied between 25 to 45 °C. The activation parameters were determined and the values support the proposed mechanism as evidenced by considerable decrease in entropy of activation. ($-\Delta S^\ddagger = 26.45 \text{ J K}^{-1} \text{ mol}^{-1}$) The progress of the reaction was followed by measuring the absorbance (A) of the hexacyanoferrate (III) at 420 nm.

Keywords: HCF(III), NAH, hydrazides, kinetics, oxidation, redox reaction.

Introduction:

Hydrazides are physiologically active tested for their anti bacterial^{16, 23} biological activity², anti inflammatory properties¹³, anti leprosy⁸, anti-convulsive action¹⁸, anti-thelminities¹, to regulate and inhibit the growth of the plants²⁴, anti oxidants for poly olefins and polyurethanes. They have been extensively studied as a strong antituberculostatic agent.¹¹ Some hydrazides are used in synthesis of certain amines, aldehydes and heterocyclic compounds. The applications of hydrazides and their derivatives in heat and corrosive stabilization of cellulose, applicability in plastics and cable insulation⁴, in sensitizing electrographic layers of polyvinyl carbazole⁷, dihydrazides also used in cigarette filters for the removal of aldehydes from tobacco smoke. According to Haber and weiss⁹ oxidation is a simply a transfer of an electrons from reductant to oxidant and by considering number of electrons transferred to the oxidant during oxidative process, classification of the oxidation process as well as oxidants could be done¹⁵. The kinetics of oxidation of nicotinoyl and iso-nicotinoyl hydrazides by Iron(III) in the presence of 1:10 phenanthroline⁵ and the kinetics of Ag⁺ catalysed oxidation of nicotinic and iso-nicotinic acid hydrazides¹² has been investigated. The study of the effect of position of Nicotinic acid hydrazide group on rate and mechanism of oxidation reaction, by HCF(III) is done in alkaline medium.

Material and Method:

The Nicotinic acid hydrazide (NAH) was prepared by reported procedure²⁰ and stored in

amber colored bottles kept in dark place. K₃Fe(CN)₆, sodium hydroxide, Potassium chloride and methanol used were of AR grade.

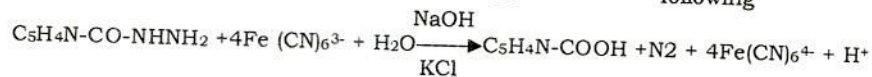
The double distilled water was used throughout the experiment. All possible precautions were taken to avoid the impurities. Their purity was checked after recrystallisation and from physical Constant 161°C.

Kinetic Procedure:

λ Max for HCF(III) is Determined by measuring Absorbance of 5.0 x 10⁻⁴ M Solution of HCF(III) as a function of wavelength in range of 400-700 nm, by using distilled water as reference. From the graph HCF(III) has a strong absorption at 420 nm³. Reaction were performed under pseudo-first order conditions: [hydrazide] ≥ [hexacyanoferrate (III)] in a conical Pyrex glass (coated black), thermo stated at 35°C. The oxidation was initiated by adding a thermostated solution of hydrazide to a thermo stated solution of HCF(III) containing the required quantities of NaOH. The progress of the reaction was followed by measuring the absorbance (A) of hexacyanoferrate (III) at 420 nm ($\epsilon = 1015 \text{ dm}^3 \text{ mol}^{-1} \text{ cm}^{-1}$) employing Spectronic 20 (Milton Roy Company) and 1cm path length cells. Pseudo- first order rate constants (k) were evaluated using equation 1(3), which was valid to well over 70% disappearance of HCF(III). $K = (2.303 / t) \log A_0 / A_t$ --- (1) Where A₀ and A_t are the absorbance at time Zero (initial) and t, respectively. The k values were in good agreement with those obtained from linear plots of log A verses time. The second order k₂ was

calculated from the relationship $k_2 = k_1 / [\text{hydrazide}]_0$

Stoichiometry and products:



The Nicotinic acid was detected by paper chromatography³. The nitrogen was detected by lime tests²¹. The resultant mixture at the end of the reaction was rendered neutral after removal of Fe (CN)_6^{4-} . A test portion of neutral solution was added to an ignited mixture of lime and manganese dioxide (10:1) in a hard glass tube. The tube was heated and the liberated gas tested with manganese nitrate-silver nitrate paper, which showed grey flecks which turned blue immediately on treatment with a drop of benzidine solution, confirming the presence of nitrogen. The formation of carboxylic acids and N_2 in the oxidation of aliphatic as well as aromatic acid hydrazides¹⁰ is well documented in chemical literature. The formation of ammonia also takes place in addition to the formation of respective aryloxy acetic acid and nitrogen¹⁷.

Reaction Intermediates:

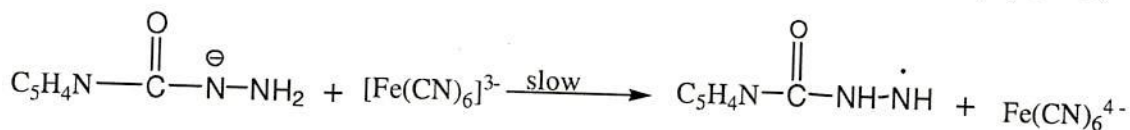
The formation of free radical during the reaction was confirmed via neither induced polymerization of acrylonitrile nor reduction of HgCl_2 occurred in the absence of one of the two reactants.

Result and Discussion:

The reaction proceed with measurable velocity and shows the first order rate constant goes on slightly decreasing with the time. The plot of time in minute against optical density.(Fig. 1)



The RDS seems to be the transfer of an electron from anion to Fe(CN)_6^{3-} ion,

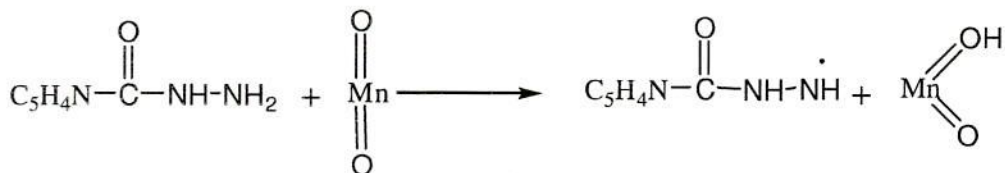


Frank and Krishna Rao⁵ have shown the formation of free radical in the oxidation of hydrazides by other reagents. The formation of free radical by electron transfer has shown by Haskar, Mehrotra and Ramachandra¹⁰

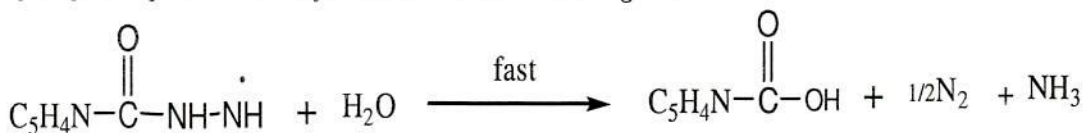
The Stoichiometry of the reaction was determined using known excess of HCF(III) over hydrazide concentration and results consistent with following equation

The Effect of concentration of reactants [hexacyanoferrate (III)] show that the order of reaction with respect to HCF(III) is one. The Effect of concentration of reactants [hydrazide] confirmed the first order behavior of the reaction w.r.t. Nicotinic acid hydrazide. The Effect of concentration of Alkali [NaOH] was found to be directly proportional to the concentration of sodium hydroxide. The Effect of Temperature used to calculate Activation parameters for the overall reaction evaluated from the Arrhenius and Eyring linear plots, are listed in Table 1. There was no effect of concentration of Salt [KCl] on the reaction rate. Effect of Dielectric Constant of the Medium [CH₃OH] was negligible.

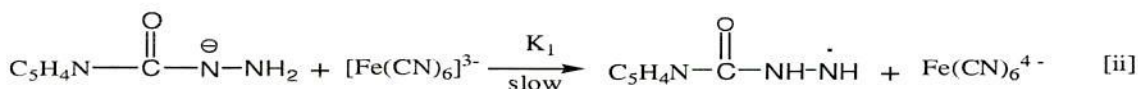
According to Haber and Weiss⁹ is the stepwise transfer of an electron from reductant to oxidant. Thus Traube and King¹⁹ while studying the reaction of $\text{CO(NH}_3)_5\text{Cl}^{2+}$ and Cr^{2+} in HClO_4 solution, suggested the formation of Cr^{3+} which was found in the form of CrCl^{2+} . They also obtained similar results for the very fast exchange of Cr^{2+} with $\text{Cr(H}_2\text{O)}_5\text{Cl}^{2+}$ in HClO_4 . Potassium ferricyanide falls into the class of oxidizing agents comprising ceric sulphate, ammonical silver nitrate and Fehling's solution in all of which the oxidizing species is an electron abstracting ion. $[\text{Fe (CN)}_6]^{3-} + \text{e}^- \rightarrow [\text{Fe(CN)}_6]^{4-}$



The mole ratio for this reaction is 1:1, The free radicals formed from the substrate undergo hydrolysis to produce carboxylic acid, ammonia and nitrogen.¹⁴



Scheme



From step (ii) the rate of conversion of $[Fe(CN)_6]^{3-}$ should be given by

$$-\frac{d [Fe(CN)_6]^{3-}}{dt} = K_1 [C_5H_4N-C(=O)-N^-(NH_2)] [Fe(CN)_6]^{3-} \quad [iv]$$

However, the equilibrium constant k for the first reaction can be written as:

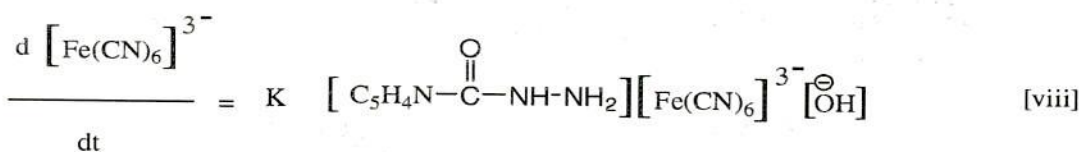
$$K = \frac{[C_5H_4N-C(=O)-N^-(NH_2)] [H_2O]}{[C_5H_4N-C(=O)-NH-NH_2] [OH^-]} \quad [v]$$

On rearrangement,

$$[C_5H_4N-C(=O)-N^-(NH_2)] = K \frac{[C_5H_4N-C(=O)-NH-NH_2] [OH^-]}{[H_2O]} \quad [vi]$$

Substituting these values for $[C_5H_4N-C(=O)-N^-(NH_2)]$ into equation we get

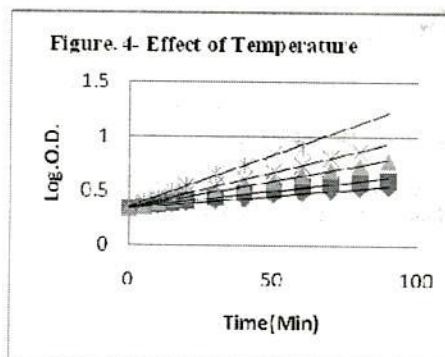
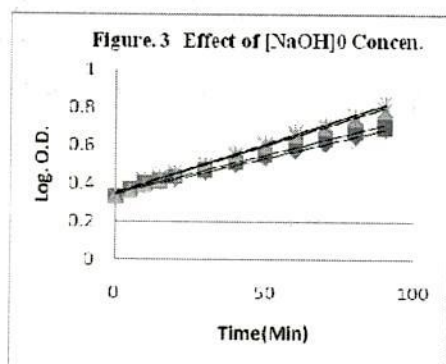
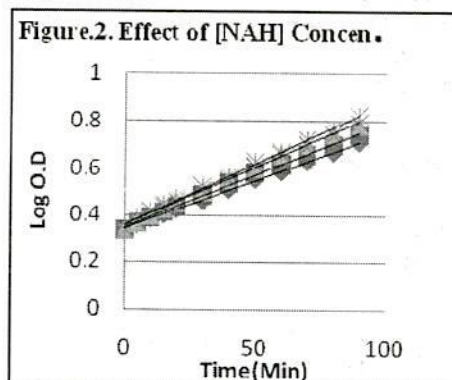
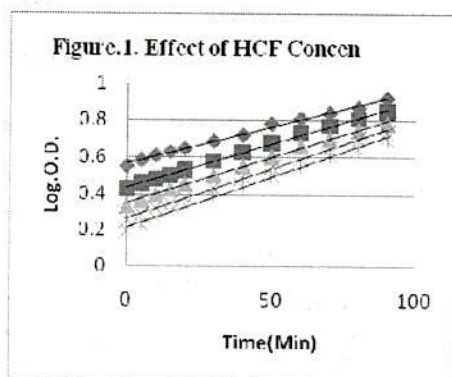
$$-\frac{d [Fe(CN)_6]^{3-}}{dt} = \frac{K_1 K [C_5H_4N-C(=O)-NH-NH_2] [Fe(CN)_6]^{3-} [OH^-]}{[H_2O]} \quad [vii]$$

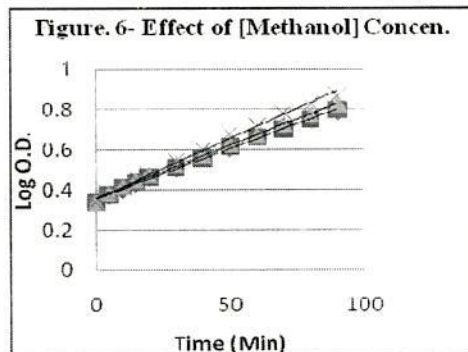
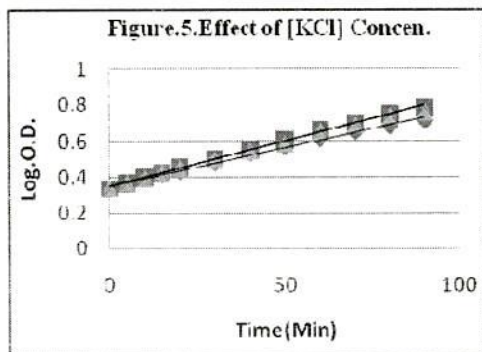


Where $K = \frac{K_1 K}{\text{H}_2\text{O}}$

Table No.1: Effect of Temperature :

Temp in °C	25	30	35	40	45	
$K \times 10^2 \text{min}^{-1}$	0.638	0.860	1.26	1.71	2.49	
Temp in T(k°)	298	303	308	313	318	
$1/T \times 10^3$	3.35	3.30	3.25	3.20	3.15	
$K_r \times 10^2 \text{min}^{-1}$	0.638	0.860	1.26	1.71	2.49	
$\log K_r$	-2.1952	-2.0655	-1.8996	-1.7670	-1.6038	
$\log K_r / kT / h$	-14.9875	-14.8650	-14.7062	-14.5806	-14.4243	Mean
Temp Coefficient per 10 °C	-	1.98	1.99	1.98	-	1.98
E_a kcal/mol ⁻¹ by Graph	-	-	12.81	-	-	12.81
E_a kcal/mol ⁻¹ by calculation	-	12.46	12.97	12.30	-	12.91
$\Delta H^\#$ kcal/mol ⁻¹	-	-	12.58	-	-	12.58
$A \times 10^5 \text{sec}^{-1}$	3.109	2.93	3.034	2.94	3.10	3.021
$\Delta S^\#$ e.u.	-26.37	-26.50	-26.45	-26.53	-26.41	-26.45
$\Delta G^\#$ kcal/mol ⁻¹	20.43	20.61	20.72	20.88	20.98	20.72





Conclusion:


The reaction is first order in substrate and oxidant. The specific rate is directly proportional to [NaOH]. The large negative entropy Δ_s^\ddagger , suggests the formation of a rigid transition state. While fairly high positive values of free energy of activation state is highly solvated. The effect of chloride ion concentration was found to be concentration dependent, indicates the reaction must be between species of the same charge. Allyl acetate²² exerted an appreciable inhibitory effect on reaction rate indicates the free radical intermediate formation during the reaction and free radical is detected by acrylonitrile test. The mole ratio is oxidant to substrate was found to be 1: 1,

Acknowledgement:

The author expresses his sincere thanks to UGC New.

References:

1. **Cavier, R. and Rips, R. J.**, med. Chem.B.706 (1955)
2. **Demetrescu, C., Chirita, C. and Ion, V.**, Pharm, Zntn. 107, 127 (1963)
3. **Edgar**, Chromatography. A review of principles and Applications, Elsevier, Amsterdam. 1957.
4. 150. Farben, Fabriken and bayer, A.G., Fr.Pat.1 450 720 (1965)
5. **Frank, M. S. and Krishnarao, P. V.**, Ind.J.Chem. 17A 632-4 (1979)
6. **Fritz Feigl**, Spot Tests in Organic analysis, 2nd Ed.(Elsevier publishing Co. New York), 1972.
7. **Gavaerst**, photo production, N.V. British pat 988 363 (1965) Chem.abst. 65 1962 F (1966).
8. **Gradner, T.S., Wenis. E and Lee, J.** org.Chem.26, 1514 (1961).
9. **Haber, F, and Weiss, J.**, Proc. Roy. Soc., 147, 322(1934).
10. **Haskar, C.N., Mehrotra, R. C. and Ramchandran. P. K.**, Ind. J.Chem. 178, 191-2 (1979).
11. **Hervey, L. R. B. and Tschrich, R. P.**, U.S. patent.3. 284, 234 (1966) Chem.Abst.66 12077 F (1967).
12. **Hogale, M. B. and jagadale, M. H.**, Acta Ciencia indica meerut (India), XC (3), 129 (1984).
13. **Jucker, E., Linde and Nomann, A.**, Helv. Chem. Octa. 45 2316 (1962).
14. **Ladury. J. W. and Cullis, C. F.** chemical Reviews, Vol. 58. 434 (1958).
15. **Lel and Chinn, G. D.**, "Selection of oxidants in synthesis", oxidation at the carbon atom by Searle and co-chicago III inois.
16. **Mahzhoyon, A. L., Armkhim, Z. H.**, 19, 793 (1966).
17. **Ramaiah, A. K, Frank M. S., BabuRao G. and Krishnarao P. V.**, Ind. J. Chem.,18 A (11), 416 (1976).
18. **Renz, J., Bourquin, J. P. Winkler, H and Bruiersch Weiler, C. Swiss**, pat.419, 136 (1967) Chem. Abst.68.29709 (1968).
19. **Traube H. and Kind, E. L.**, J. Am. Chem.Soc.76, 4053(1954).
20. **Vogel A. I.**, A text book of Practical Organic Chemistry Including Qualitative Organic Analysis, 3rdEd. (E.L.B.S. and Longman Group Ltd.) (1975).
21. **Vogel A. I.**, A text book of quantitative inorganic Analysis, Iv edn (E.L.B.S and Longman's green) 385C.
22. **Weiberg, K. B.**, J.Am,Chem.soc.81, 252(1959).
23. **Winterstein, A., Hegedus, H, Fust, B., Bohni, E. and Studer, A.**, Helv, Chim. Acta. 39, 229, (1956).
24. **Wood, B. R.**, Anal.Chem 25, 1879 (1953)



Category

- Indexed Journal
- Suggest Journal
- Journal IF
- Request For IF
- Download Logo
- Contact us

Journal Detail

Journal Name	INTERNATIONAL JOURNAL FOR RESEARCHES IN BIOSCIENCES, AGRICULTURE AND TECHNOLOGY
ISSN (P)	2347-517X
ISSN (O)	
Country	In
Frequency	Quarterly
Journal Discipline	Multidisciplinary
Area of specialization	
Organization	
Journal Language	
Year of First Publication	2013
Web Site	www.ijrbat.in
Editor	Dr. Ashish Lambat
Indexed	Yes
Email	lambatashish@gmail.com
Phone No.	9372727927
Cosmos Impact Factor	2015 : 4.935 2018 : 5.365
Journal Description	